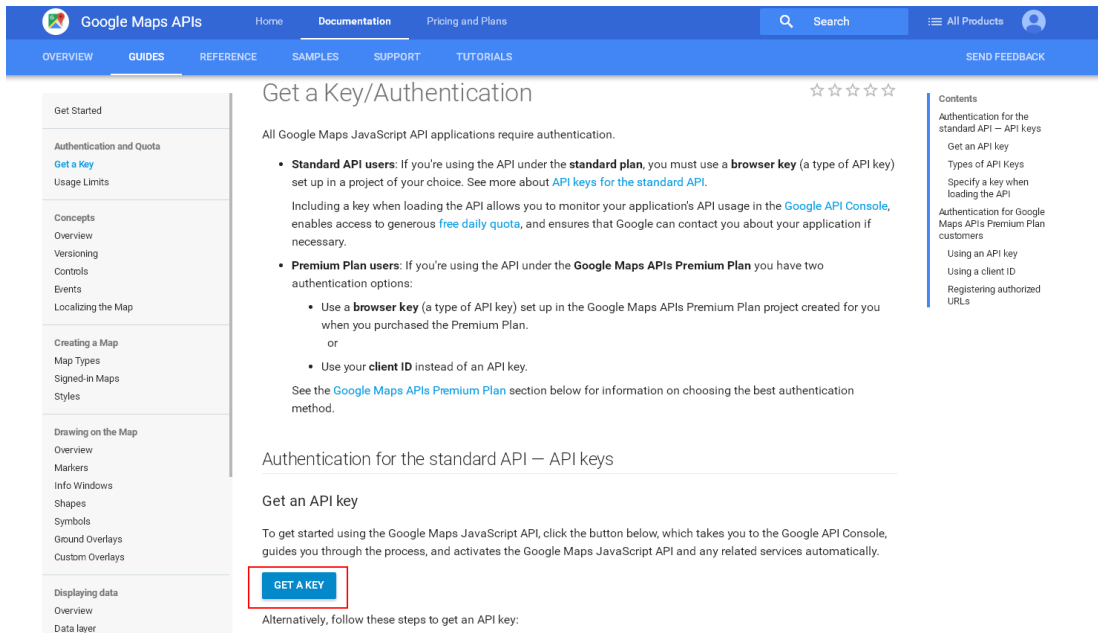


# 1. Apply Google Map License Key

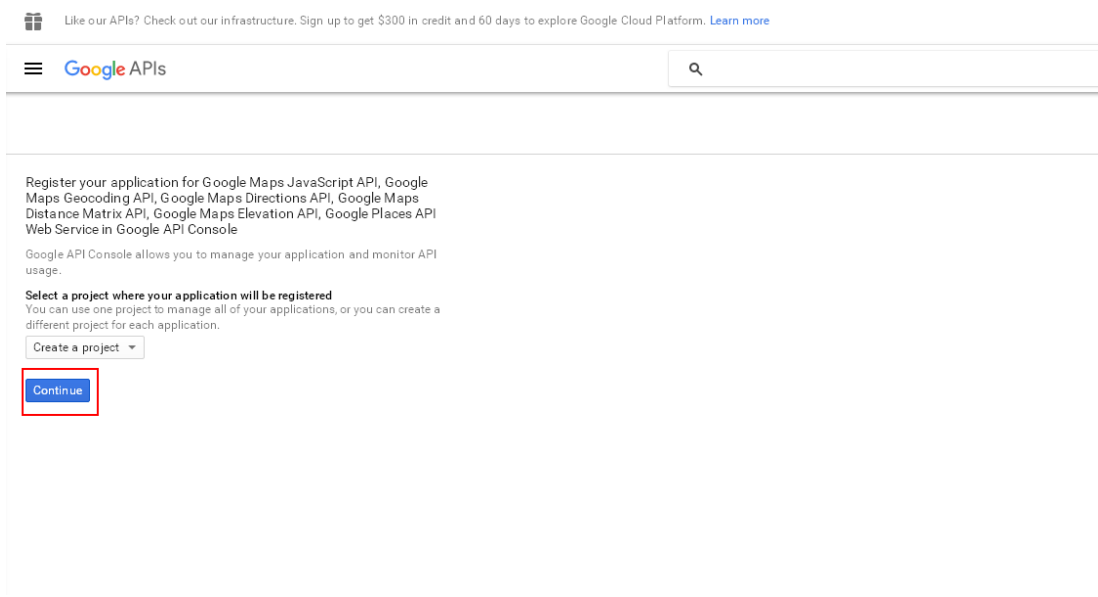
## 1.1 Login Google apply website

<https://developers.google.com/maps/documentation/javascript/get-api-key?hl=en-us>

## 1.2 Apply the JavaScript API license key , click "got a key" (current is Free License Key) ◦

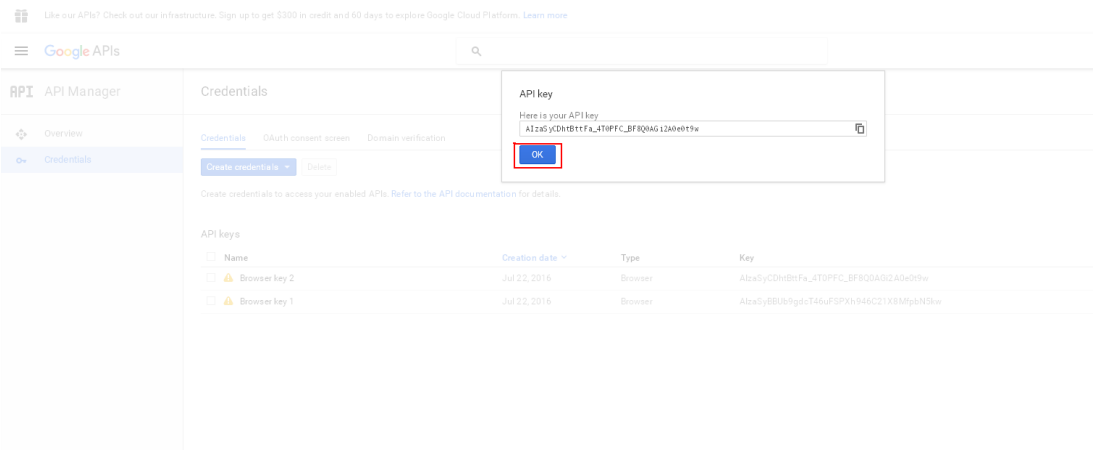


## 1.3 Click Continue , Let Google Server created files ◦

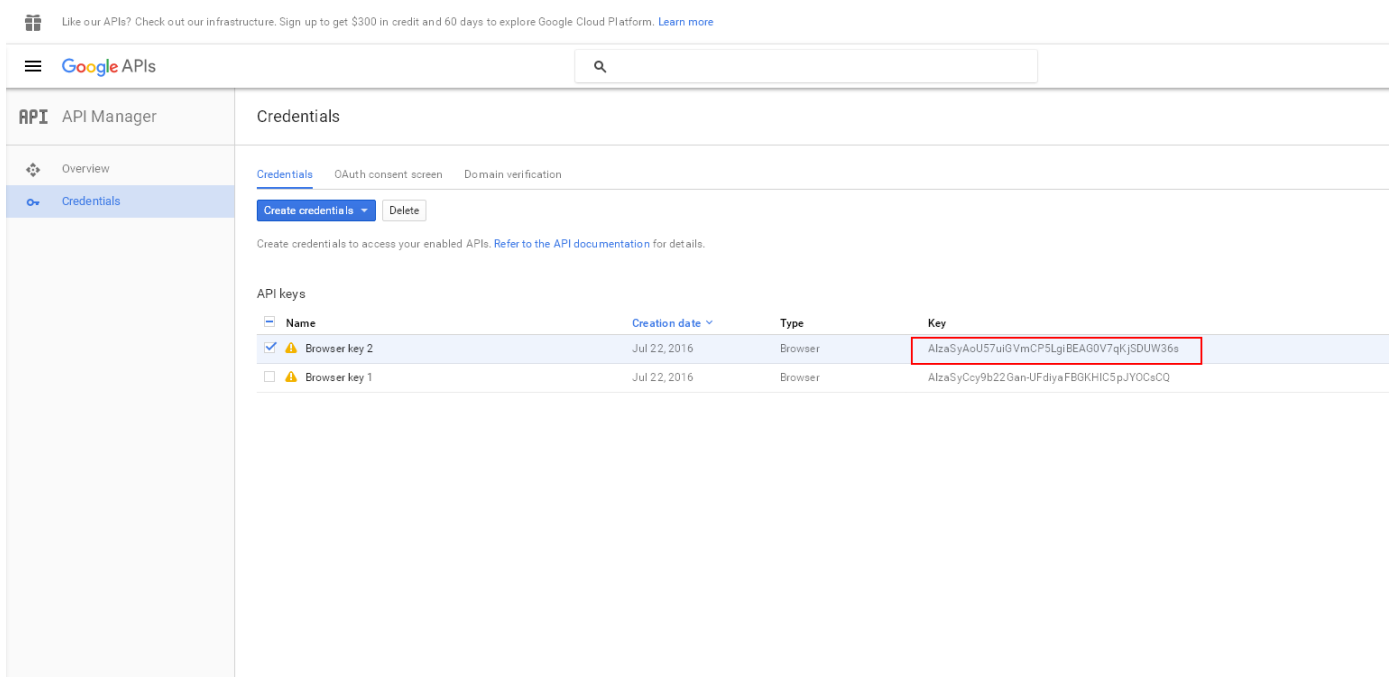


## 1.4 you can continue to create and complete the Google Map License Key acquisition program ◦





1.10 Google Server generates certificates in accordance with the real Google Map key, and the key string to use software ◦



2. The key to the implant Google Map software within 3GClientAPP ◦

2.1 From Google website and copy generate the Google Map License Key :

**AlzaSyAoU57uiGVmCP5LgiBEAG0V7qKjSDUW36s**

2.2 Open map\mapdlg.htm search "key" Delete the row, and replaced (for the red string key) with the following ◦

```
<script type="text/javascript" src="http://maps.googleapis.com/maps/api/js?v=3.23&key=AlzaSyAoU57uiGVmCP5LgiBEAG0V7qKjSDUW36s&sensor=false"></script>
```

2.3 Open map\mapdlg2.htm search "key" Delete the row, and replaced (for the red string key) with the following ◦

```
<script type="text/javascript" src="http://maps.googleapis.com/maps/api/js?v=3.23&key=AlzaSyAoU57uiGVmCP5LgiBEAG0V7qKjSDUW36s&sensor=false"></script>
```

2.4 Open map\mapdlg3.htm search "key" Delete the row, and replaced (for the red string key) with the following ◦

```
<script type="text/javascript" src="http://maps.googleapis.com/maps/api/js?v=3.23&key=AlzaSyAoU57uiGVmCP5LgiBEAG0V7qKjSDUW36s"></script>
```

3. Since then 3GClientAPP ease to use Google Map function until forced Google to collect License Key costs ◦